

Lab wisdom management:

Elegancy : Electronic Lab Notebook (ELN)

Laboratory of Systems Biology & Network Biology,
Institute of Information Science, Academia Sinica, TAIWAN


Chih-Wei Huang 2011/05/10

Outline

- Introduction
- How to install?
- ELN service control
- How to use?
 - Lab member
 - Site manager

Introduction (1/3)



 Lab of Systems Biology & Network Biology

研究領域 實驗室成員 資源分享 照片集錦 聯絡我們

首頁 > Forum subject > 專案列表 > MicroArray

檢視 編輯 手冊大綱 追蹤

Human Stem Cell_440_venn_table20080911

由 vyubin 在 四, 09/11/2008 - 23:30 發表 MicroArray microarray human_stem_cell

DEGs_venn_table
DEGs_venn_cluster_table
上面是郭老師要的venn圖中那四組的gene table
包含GroupAc.所屬的group如下

DEG_venn_plot

| Set | Count |
|----------------|-------|
| A_B (Group #2) | 163 |
| A_P (Group #1) | 8 |
| Intersection | 0 |

最新消息

- 2009中央研究院 生命科學圖書館 生物資訊教育推廣
- 今天有沙盤
- 實驗室開會改為 3/14 (二) 中午 12 點於圖書館會議室
- 實驗室會議於四月二十五日舉行
- 實驗室會議於五月八日 星期四 舉行

1 2 3 4 下一頁, 最後一頁 »

more

個人檔案

Introduction (2/3)

Basic Structure of ELN



Introduction (3/3)

Essential Functions in ELN



How to install?

- Please go to this page to download the installation file
 - http://eln.iis.sinica.edu.tw/eln/?q=download_eln
- During installation, input site information step by step
 - See the online help video
<http://eln.iis.sinica.edu.tw/eln/?q=help>
- Now we provide windows version

The image displays three sequential screenshots of the 'Setup - ELN' installation wizard, connected by red arrows indicating the flow of the process.

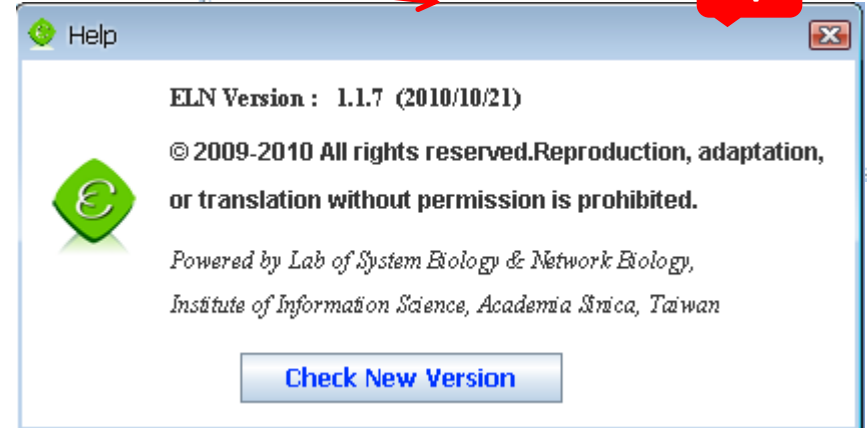
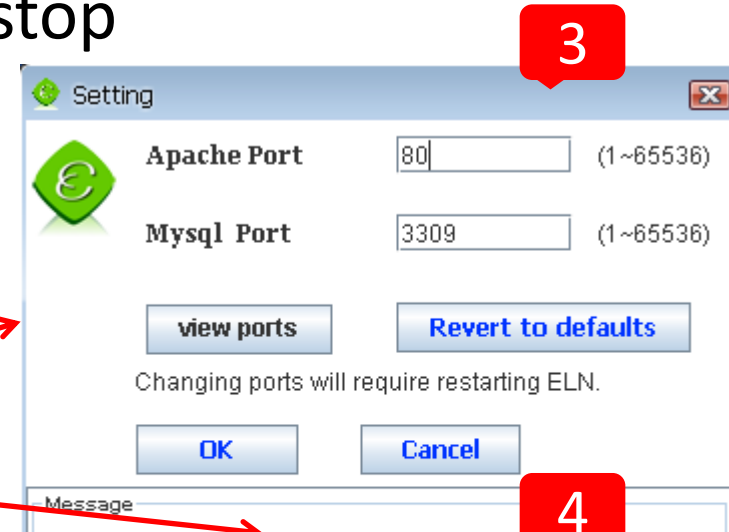
Step 1: Select Language
Please specify what language you prefer to use in ELN web site, then click Next.
Options: Chinese, Traditional; English; Japanese.
Buttons: About..., ELN Website, < Back, Next >, Cancel.

Step 2: Lab Information
Please specify your Lab Name and Contact Email, then click Next.
*Lab Name: Test Site
*Gmail Account (Some essential functions in eln are developed based on a "mailing" function, eg. reset user password, forward a content to friends, ...etc. We suggest you to get a free, dedicated email account from [google\[gmail\]](#) for this.): test @gmail.com
*Password for Gmail: *****
Buttons: About..., ELN Website, < Back, Next >, Cancel.

Step 3: Site Manager Information
You can use this account to manage the site.
Please specify Site Manager Account, then click Next.
*Account for Site Manager:(Please input [A-Z, a-z, 0-9]) user1
*Password for Site Manager:(Please input [A-Z, a-z, 0-9]) *****
*Password confirmed: *****
*Email for Site Manager: user1@iis.sinica.edu.tw
Buttons: About..., ELN Website, < Back, Next >, Cancel.

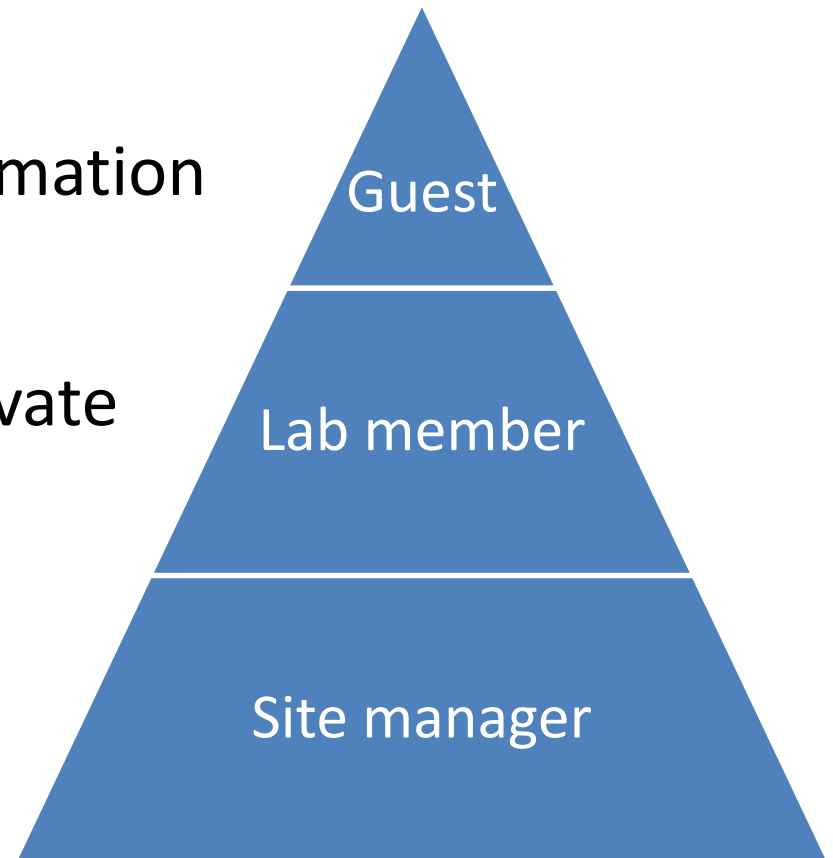
ELN service control

1. Apache & MySQL server start/stop
2. Go to ELN home page
3. Change Apache & MySQL port
4. Check new version



Role Introduction

- Guest
 - Only can see public information
- Lab member
 - View and post public/private content
- Site manager
 - User, content and theme management



The functions of Lab member

- Messages
 - Contact with other lab members
- Calendar
- Post and reply forum topics
- File management
- Search
- Personalization
- Share content
 - Convert to printer-friendly version or PDF file
 - Email (hyperlink or full content)
 - Copy to another ELN server

The functions of Site manager (1/2)

- Public information update
 - News
 - Front page, research topics, members information, resources, contact information
 - Photo gallery
- Site configuration
 - Theme setting
 - Language setting (Traditional Chinese, English and Japanese)
 - Site information (Site name, footer message, ...)
 - Backup and restore

The functions of Site manager (2/2)

- User management
 - Create, edit and delete user
 - Set role
 - Assign users to respective forums
- Content management
 - Post and comment management
 - Forum management
 - Create, edit and delete forum topics
 - Assign forums to privileged users

Related Links

- ELN web site

<http://eln.iis.sinica.edu.tw/eln/>

- Installation program download

http://eln.iis.sinica.edu.tw/eln/?q=download_eln

- Online help video

<http://eln.iis.sinica.edu.tw/eln/?q=help>

- Contact as

<http://eln.iis.sinica.edu.tw/eln/?q=contact>